

# SEFD Board Packet

---

28 Sept 2020

- Agenda
- Minutes – shown under separate cover
- Notice of Intention to Speak
- Reconciliation & Review sheet
- Balance Sheet
- P & L
- Approval of Financial Documents
- Reconciliation Signature page
- Chase Bank Reconciliation
- National Bank Reconciliation
- Hughes Reconciliation detail
  - Main Share
  - Checking
  - High-yield
  - Premium Yield

## Miscellaneous

---

- Pima County Monthly Tax Report
- Santa Cruz County Monthly Tax Report
- Cash Flow Forecast
- Award letter to SEFD
- Certification pursuant to ARS 48-805.02

Sonoita-Elgin Fire District  
Governing Board Meeting Agenda

*PURSUANT TO A.R.S. §38.431.02 Notice is hereby given to the general public that the Sonoita-Elgin Fire District (SEFD) Board of Directors (SEFD is governed by a five-member Board pursuant to A.R.S. §48-803.B) will hold a meeting on Monday, Sept 28, 2020. The meeting will be held at the SEFD fire station, located at 3173 N. Highway 83, Sonoita, AZ. The meeting is open to the general public and will begin at 9: am. local time.*

The following agenda items are scheduled for consideration by the SEFD Board of Directors at the board meeting. Action or decisions may or may not be taken on any or all items. Agenda items may or may not be considered in the order listed:

**AGENDA:**

- A. Call to Order.
- B. Roll Call of Board Members
- C. Pledge of Allegiance.

**Call to the Public. Limited to 3 minutes**

*A public body may make an open call to the public during a public meeting, subject to reasonable time, place and manner restrictions, to allow individuals to address the public body on any issue within the jurisdiction of the public body. At the conclusion of an open call to the public, individual members of the public body may respond to criticism made by those who have addressed the public body, may ask staff to review a matter or may ask that a matter be put on a future agenda. However, members of the public body shall not discuss or take legal action on matters raised during an open call to the public unless the matters are properly noticed for discussion and legal action.*

- 1) **Review and approval of the governing board meeting minutes...**
  - a. **June 22, 2020**
  - b. **July 27, 2020**
  - c. **August 24, 2020**
  - d. **August 27, 2020**
  - e. **Sept. 22, 2020**
- 2) **Report from the Fire Chief regarding the provision of fire and EMS to the SEFD; management and supervision of the SEFD.**
- 3) **Monthly financial reports and consideration of district financial matters pursuant to A.R.S. §48-807:** Review and approval of monthly financial reports for June, 2020 to include: reconciled balance sheet accounts; updated cash flow projections; month-end fund statements, and month-end reports of financial institutions in which the SEFD maintains an account.
- 4) **Discussion and possible direction to the Acting Chief with regards to structure of minutes:** Referencing Arizona's Open Meeting Law section 7.8.
- 5) **Chain of Command Chart and the New Evaluation Process: Purpose is to discuss where these documents should be stored and if not, why not.** Webber
- 6) **Discussion / update on proposed distribution of questionnaire - Dorney**

Sonoita-Elgin Fire District  
Governing Board Meeting Agenda

7) Discussion and possible action on finalizing Chief De Wolf's annual review. Webber

8) Review, discussion, and consideration of possible action regarding the Board's due diligence in following up on the correspondence directed to Board members including possible use of outside investigator, and direction to Chief Buonaccorsi to assist in facilitating any investigation.

9) Discussion and possible action regarding Acting Chief salary: Per the August 24, 2020 minutes: "Chris Johnson stated that in the Executive session, the Board discussed Jon Buonaccorsi's salary. Reba Webber made the motion to retroactively from the first day of his appointment by Chief, to pay him \$1000 each of the 3 pay periods. They will renegotiate this in Sept. Annette Dorney 2<sup>nd</sup>. Motion carried unanimously." SEFD Board may go into executive session to discuss continuation of salary with Acting Chief Buonaccorsi.

\*Confirmation that Acting Chief Buonaccorsi received notice of possible executive session

10) Housekeeping – Compliance with Certification Requirement for ASRS 48-805.02 – Signatures required for same.

11) Housekeeping – Elections, cancellation of.

12) Adjournment:

Governing board members may attend telephonically.

*NOTICE: The Sonoita-Elgin Fire District Board of Directors may go into executive session for the purpose of obtaining legal advice from the fire district's attorney(s) on any of the above agenda items pursuant to A.R.S. §38-431.03(A)(3).*

---

The undersigned hereby attests that a copy of this meeting agenda was duly posted at the following locations:

A) Sonoita Post Office – 3166 N. Highway 83, Suite 1, Sonoita, AZ

B) [WWW.SEFD911.org](http://WWW.SEFD911.org)

Governing board meeting agenda dated and posted: Sept. 25, 2020. At 10:00 Local Time  
By \_\_\_\_\_ Kathy L. Goodwin, Administrative Assistant to the Chief.

# Sonoita-Elgin Fire Distinct

NOTICE OF INTENTION TO SPEAK  
 Special Meeting of the Board of Directors  
 28 Sept 2020  
 9 a.m.

According to the Arizona Open Meeting Law, the Pension Board can only discuss matters that are listed on the meeting agenda. As noted below, there will be a general Call to the Public during which members of the public can present comments/opinions regarding their particular issue as noted below. The Chairman will recognize the public at the appropriate time and comments must be limited to 3 minutes. Members of the Board may not respond to these comments unless they are personal criticism directed at a particular member. Board members are permitted to direct staff to review the matter or ask that it be put on a future agenda. Members of the public can comment on the items that are already on the agenda by writing their name under that heading below. The board can respond to and discuss these comments. The Chairman reserves the right to preserve order and decorum throughout the meeting in an appropriate manner.


| CALL TO THE PUBLIC        |   |
|---------------------------|---|
| NAME                      | SUBJECT                                       |
| DENNIS CONYERS            | RAMOR 5                                       |
| Kathleen Grantville<br>GA | Answers to anything presented today, Saturday |
| SUZANNE IONKON            |   |
| <del>BOB BROWN</del>      |   |
| <del>BOB BROWN</del>      |   |
| PHIL BARDISOR             | BC  |
| Nancy Bell                | many things but leadership, chief             |
| Jack Probert              |   |
| Mike Wright               |   |
|                           |   |
|                           |   |





Administrative Review of August 2019 Financial Documents  
Sonoita-Elgin Fire District Board of Directors Meeting  
3173 Hwy 83, Sonoita, AZ  
28 Sept 2020  
9 a.m.


Approval of the Financial Documents as presented to the Board of Directors of the Sonoita-Elgin Fire District for the month of August 2020.

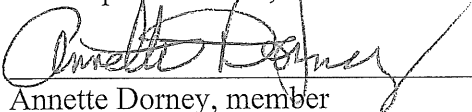
We the undersigned Board members of the Sonoita-Elgin Fire District, hereby acknowledge that we have reviewed and accepted the August 2020 financial reports as presented.

  
\_\_\_\_\_  
Susan Archibald, member

  
\_\_\_\_\_  
Kurt Bahti, Member

  
\_\_\_\_\_  
Reba Webber, Clerk

  
\_\_\_\_\_  
Christopher Johnson, Chair

  
\_\_\_\_\_  
Annette Dorney, member

Sonoita-Elgin FD  
Preliminary Balance Sheet  
As of August 31, 2020

|    | A | B | C | D  | E                      |
|----|---|---|---|--|------------------------|
| 1  |   |   |   |  | <b>August 31, 2020</b> |
| 2  |   |   |   | <b>ASSETS</b>                              |                        |
| 3  |   |   |   | <b>Checking/Savings</b>                    |                        |
| 4  |   |   |   | Chase Checking                             | 1,878.61               |
| 5  |   |   |   | Chase Savings                              | 214,297.02             |
| 6  |   |   |   | Hughes Checking                            | 10,474.40              |
| 7  |   |   |   | Hughes High Yield                          | 2,014.88               |
| 8  |   |   |   | Hughes Main Share                          | 57.68                  |
| 9  |   |   |   | Hughes Premium                             | 201,014.87             |
| 10 |   |   |   | National Bank Money Market                 | 120,841.62             |
| 11 |   |   |   | Petty Cash                                 | 700.00                 |
| 12 |   |   |   | <b>Subtotal Checking/Savings</b>           | <b>551,279.08</b>      |
| 13 |   |   |   |  |                        |
| 14 |   |   |   | <b>Accrued Taxes</b>                       |                        |
| 15 |   |   |   | Pima County Treasurer                      | 1,627.77               |
| 16 |   |   |   | SCC Treasurer                              | 2,949.78               |
| 17 |   |   |   | <b>Subtotal Accrued Taxes</b>              | <b>4,577.55</b>        |
| 18 |   |   |   |  |                        |
| 19 |   |   |   | <b>TOTAL ASSETS</b>                        | <b>555,856.63</b>      |
| 20 |   |   |   |  |                        |
| 21 |   |   |   | <b>EQUITY</b>                              |                        |
| 22 |   |   |   | <b>Fund Balance - Unrestricted</b>         | 755,177.36             |
| 23 |   |   |   | <b>Retained Earnings</b>                   | 377.22                 |
| 24 |   |   |   | <b>Net Loss for July &amp; August 2020</b> | <b>(199,697.95)</b>    |
| 25 |   |   |   |  |                        |
| 26 |   |   |   | <b>TOTAL EQUITY</b>                        | <b>555,856.63</b>      |

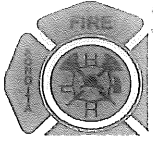
Sonoita-Elgin FD  
Profit & Loss Budget vs. Actual  
for the two months ended August 31, 2020

|    | A | B | C                         | D           | E | F              | G | H            | I | J       |
|----|---|---|---------------------------|-------------|---|----------------|---|--------------|---|---------|
| 1  |   |   |                           |             |   |                |   |              |   | % of    |
| 2  |   |   |                           | August 2020 |   | July- Aug 2020 |   | YTD Budget   |   | Budget  |
| 3  |   |   | Budgeted Income/Expense   |             |   |                |   |              |   |         |
| 4  |   |   | Budgeted Income           |             |   |                |   |              |   |         |
| 5  |   |   | Santa Cruz County Taxes   | 2,949.58    |   | 4,517.89       |   | 937,762.00   |   | 0.48%   |
| 6  |   |   | Pima County Taxes         | 1,582.94    |   | 1,861.18       |   | 124,044.00   |   | 1.5%    |
| 7  |   |   | FDAT - Santa Cruz         | 0.00        |   | 0.00           |   | 50,856.00    |   | 0.0%    |
| 8  |   |   | FDAT - Pima County        | 42.84       |   | 170.77         |   | 24,808.00    |   | 0.69%   |
| 9  |   |   | Fire Suppression          | 0.00        |   | 35,000.00      |   | 35,000.00    |   | 100.0%  |
| 10 |   |   | EMS Support               | 0.00        |   | 0.00           |   | 2,200.00     |   | 0.0%    |
| 11 |   |   | Ambulance Revenue         | 17,746.80   |   | 35,786.34      |   | 270,000.00   |   | 13.25%  |
| 12 |   |   | PPE Purchase              | 0.00        |   | 0.00           |   | 9,254.00     |   | 0.0%    |
| 13 |   |   | Interest Income           | 18.28       |   | 1,923.48       |   | 800.00       |   | 240.44% |
| 14 |   |   | Rental Income             | 0.00        |   | 0.00           |   | 400.00       |   | 0.0%    |
| 15 |   |   | Prior Year Carryforward   | 0.00        |   | 0.00           |   | 38,136.00    |   | 0.0%    |
| 16 |   |   | Total Budgeted Income     | 22,340.44   |   | 79,259.66      |   | 1,493,260.00 |   | 5.31%   |
| 17 |   |   |                           |             |   |                |   |              |   |         |
| 18 |   |   | Budgeted Expenses         |             |   |                |   |              |   |         |
| 19 |   |   | Salaries                  | 38,037.93   |   | 86,429.71      |   | 625,787.00   |   | 13.81%  |
| 20 |   |   | Sick Time Pay             | 632.95      |   | 632.95         |   | 9,400.00     |   | 6.73%   |
| 21 |   |   | Vacation/Holiday          | 6,009.87    |   | 13,294.23      |   | 45,000.00    |   | 29.54%  |
| 22 |   |   | Transport Stipend         | 5,208.43    |   | 11,203.53      |   | 78,400.00    |   | 14.29%  |
| 23 |   |   | Payroll Taxes             | 1,652.07    |   | 4,004.49       |   | 30,000.00    |   | 13.35%  |
| 24 |   |   | PSPRS                     | 9,602.91    |   | 10,584.49      |   | 75,000.00    |   | 14.11%  |
| 25 |   |   | ASRS                      | 1,272.94    |   | 2,594.26       |   | 15,500.00    |   | 16.74%  |
| 26 |   |   | Employee Health Insurance | 6,044.47    |   | 11,882.55      |   | 71,400.00    |   | 16.64%  |
| 27 |   |   | Physicals & Exams         | 0.00        |   | 0.00           |   | 8,800.00     |   | 0.0%    |
| 28 |   |   | Workmans Comp Expense     | 9,168.00    |   | 9,168.00       |   | 34,600.00    |   | 26.5%   |
| 29 |   |   | Clothing Allowance        | 168.49      |   | 625.03         |   | 8,400.00     |   | 7.44%   |
| 30 |   |   | Training                  | 2,443.12    |   | 2,613.12       |   | 25,217.00    |   | 10.36%  |
| 31 |   |   | EMS Consumables           | 55.77       |   | 550.60         |   | 15,000.00    |   | 3.67%   |
| 32 |   |   | Maintenance Plans         | 0.00        |   | 0.00           |   | 4,500.00     |   | 0.0%    |
| 33 |   |   | Oral Hydration Fluids     | 0.00        |   | 0.00           |   | 1,200.00     |   | 0.0%    |
| 34 |   |   | Fire Prevention Education | 0.00        |   | 581.42         |   | 1,000.00     |   | 58.14%  |
| 35 |   |   | Office Expense & Postage  | 73.37       |   | 146.45         |   | 10,000.00    |   | 1.47%   |
| 36 |   |   | Recruitment & Retention   | 2,509.34    |   | 2,464.34       |   | 11,000.00    |   | 22.4%   |
| 37 |   |   | Payroll Preparation       | 333.86      |   | 684.23         |   | 4,500.00     |   | 15.21%  |
| 38 |   |   | Ambulance Billing         | 1,834.45    |   | 5,263.09       |   | 21,600.00    |   | 24.37%  |
| 39 |   |   | Equipment Rental          | 127.21      |   | 254.42         |   | 1,800.00     |   | 14.13%  |
| 40 |   |   | Internet Provider         | 218.30      |   | 298.99         |   | 3,300.00     |   | 9.06%   |
| 41 |   |   | Bank Charges              | 64.26       |   | 120.97         |   | 800.00       |   | 15.12%  |
| 42 |   |   | Background Checks         | 0.00        |   | 80.00          |   | 1,200.00     |   | 6.67%   |
| 43 |   |   | Legal Fees                | 0.00        |   | 0.00           |   | 7,800.00     |   | 0.0%    |
| 44 |   |   | Accounting                | 0.00        |   | 0.00           |   | 8,500.00     |   | 0.0%    |
| 45 |   |   | Bookkeeper                | 1,250.00    |   | 2,500.00       |   | 15,000.00    |   | 16.67%  |
| 46 |   |   | Telephone                 | 1,164.32    |   | 2,232.90       |   | 14,000.00    |   | 15.95%  |
| 47 |   |   | Batteries & Repair        | 0.00        |   | 0.00           |   | 3,000.00     |   | 0.0%    |
| 48 |   |   | Computer & IT Support     | 3,537.70    |   | 4,399.48       |   | 4,000.00     |   | 109.99% |
| 49 |   |   | Dispatch                  | 0.00        |   | 0.00           |   | 5,100.00     |   | 0.0%    |

Sonoita-Elgin FD  
Profit & Loss Budget vs. Actual  
for the two months ended August 31, 2020

|    | A | B | C  | D                  | E | F                     | G | H                   | I | J             |
|----|---|---|--|--------------------|---|-----------------------|---|---------------------|---|---------------|
| 1  |   |   |  |                    |   |                       |   |                     |   | <b>% of</b>   |
| 2  |   |   |  | <b>August 2020</b> |   | <b>July- Aug 2020</b> |   | <b>YTD Budget</b>   |   | <b>Budget</b> |
| 50 |   |   | <b>Utilities</b>                           | 1,054.73           |   | 2,209.99              |   | 17,000.00           |   | 13.0%         |
| 51 |   |   | <b>Insurance</b>                           | 0.00               |   | 0.00                  |   | 30,000.00           |   | 0.0%          |
| 52 |   |   | <b>Fuel</b>                                | 4,074.85           |   | 4,074.85              |   | 26,000.00           |   | 15.67%        |
| 53 |   |   | <b>Building &amp; Grounds &amp; Pests</b>  | 37.55              |   | 571.15                |   | 9,000.00            |   | 6.35%         |
| 54 |   |   | <b>Vehicle Maintenance</b>                 | 3,673.08           |   | 6,713.99              |   | 36,500.00           |   | 18.39%        |
| 55 |   |   | <b>Equipment Replacement</b>               | 0.00               |   | 0.00                  |   | 10,000.00           |   | 0.0%          |
| 56 |   |   | <b>Station &amp; Fire Supplies</b>         | 741.56             |   | 3,797.22              |   | 10,000.00           |   | 37.97%        |
| 57 |   |   | <b>Suppression Foam</b>                    | 0.00               |   | 0.00                  |   | 3,600.00            |   | 0.0%          |
| 58 |   |   | <b>Interest Expense</b>                    | 0.00               |   | 0.00                  |   | 500.00              |   | 0.0%          |
| 59 |   |   | <b>Computer &amp; Radio</b>                | 161.50             |   | 161.50                |   | 4,000.00            |   | 4.04%         |
| 60 |   |   | <b>Communication to Residents</b>          | 0.00               |   | 234.60                |   | 500.00              |   | 46.92%        |
| 61 |   |   | <b>Financial Stability Reserve</b>         | 0.00               |   | 0.00                  |   | 52,313.00           |   | 0.0%          |
| 62 |   |   | <b>Membership Dues &amp; Subscriptions</b> | 195.66             |   | 941.66                |   | 4,000.00            |   | 23.54%        |
| 63 |   |   | <b>PPE Expense</b>                         | 0.00               |   | 0.00                  |   | 9,254.00            |   | 0.0%          |
| 64 |   |   | <b>Miscellaneous</b>                       | (240.92)           |   | (240.92)              |   |                     |   |               |
| 65 |   |   | <b>Capital Payments - Apparatus</b>        | 0.00               |   | 80,973.21             |   | 80,992.00           |   | 99.98%        |
| 66 |   |   | <b>Capital Payment - Ambulance</b>         | 0.00               |   | 0.00                  |   | 23,297.00           |   | 0.0%          |
| 67 |   |   | <b>Capital Outlay - PPE</b>                | 0.00               |   | 0.00                  |   | 6,500.00            |   | 0.0%          |
| 68 |   |   | <b>SCBA's</b>                              | 0.00               |   | 0.00                  |   | 9,000.00            |   | 0.0%          |
| 69 |   |   | <b>Total Budgeted Expenses</b>             | <u>101,107.77</u>  |   | <u>272,046.50</u>     |   | <u>1,493,260.00</u> |   | <u>18.22%</u> |
| 70 |   |   | <b>Net Budgeted Loss</b>                   | <u>(78,767.33)</u> |   | <u>(192,786.84)</u>   |   | <u>0.00</u>         |   | <u>100.0%</u> |
| 71 |   |   |  |                    |   |                       |   |                     |   |               |
| 72 |   |   | <b>Unbudgeted Income/Expense</b>           |                    |   |                       |   |                     |   |               |
| 73 |   |   | <b>Unbudgeted Income</b>                   |                    |   |                       |   |                     |   |               |
| 74 |   |   | <b>Fire Suppression Excess</b>             | 0.00               |   | 2,914.71              |   |                     |   |               |
| 75 |   |   | <b>Safer Grant 2016</b>                    | 0.00               |   | 15,120.00             |   |                     |   |               |
| 76 |   |   | <b>Donations</b>                           | <u>0.00</u>        |   | <u>100.00</u>         |   |                     |   |               |
| 77 |   |   | <b>Total Unbudgeted Income</b>             | <u>0.00</u>        |   | <u>18,134.71</u>      |   |                     |   |               |
| 78 |   |   | <b>Unbudgeted Expenses</b>                 |                    |   |                       |   |                     |   |               |
| 79 |   |   | <b>Palominas FD-Chief Salary</b>           | 4,333.34           |   | 8,666.68              |   |                     |   |               |
| 80 |   |   | <b>Wildland Labor</b>                      | 0.00               |   | 1,819.14              |   |                     |   |               |
| 81 |   |   | <b>Safer 2016 Expenses</b>                 | <u>7,040.00</u>    |   | <u>14,560.00</u>      |   |                     |   |               |
| 82 |   |   | <b>Total Unbudgeted Expenses</b>           | <u>11,373.34</u>   |   | <u>25,045.82</u>      |   |                     |   |               |
| 83 |   |   | <b>Net Unbudgeted Loss</b>                 | <u>(11,373.34)</u> |   | <u>(6,911.11)</u>     |   |                     |   |               |
| 84 |   |   |  |                    |   |                       |   |                     |   |               |
| 85 |   |   | <b>Net Overall Loss</b>                    | <u>(90,140.67)</u> |   | <u>(199,697.95)</u>   |   | <u>0.00</u>         |   | <u>100.0%</u> |





SONOITA-ELGIN FIRE DISTRICT

RECONCILIATION & REVIEW

August 2020

Bank Statements (Hughes Federal Credit Union, Chase Bank, & National Bank)

Reconciled by *Vivian Butter*.

Date of reconciliation September 15th, 2020

**Sonoita-Elgin FD**  
**Reconciliation Detail**  
**Chase Checking, Period Ending 08/31/2020**

| Type                                  | Date       | Num  | Name                                 | Clr | Amount      | Balance     |
|---------------------------------------|------------|------|--------------------------------------|-----|-------------|-------------|
| <b>Beginning Balance</b>              |            |      |                                      |     |             | 97,744.08   |
| <b>Cleared Transactions</b>           |            |      |                                      |     |             |             |
| <b>Checks and Payments - 18 items</b> |            |      |                                      |     |             |             |
| Check                                 | 07/31/2020 | 2051 | National Bank of Arizona             | X   | -80,973.21  | -80,973.21  |
| Check                                 | 07/31/2020 | 2041 | EMI Health                           | X   | -7,114.71   | -88,087.92  |
| Check                                 | 07/31/2020 | 2042 | L.N. Curtis and Sons                 | X   | -1,491.30   | -89,579.22  |
| Check                                 | 07/31/2020 | 2047 | GEN-TECH                             | X   | -1,282.67   | -90,861.89  |
| Check                                 | 07/31/2020 | 2043 | Verizon Wireless                     | X   | -573.74     | -91,435.63  |
| Check                                 | 07/31/2020 | 2050 | Quill Corporation                    | X   | -281.69     | -91,717.32  |
| Check                                 | 07/31/2020 | 2045 | Aflac                                | X   | -238.82     | -91,956.14  |
| Check                                 | 07/31/2020 | 2048 | Sonoita Valley Water Co              | X   | -132.31     | -92,088.45  |
| Check                                 | 07/31/2020 | 2049 | GreatAmerica Financial Services      | X   | -127.21     | -92,215.66  |
| Check                                 | 07/31/2020 | 2046 | Pima County Fire Chief's Association | X   | -100.00     | -92,315.66  |
| Check                                 | 08/06/2020 |      | Nationwide                           | X   | -410.47     | -92,726.13  |
| Check                                 | 08/06/2020 |      | Nationwide                           | X   | -410.21     | -93,136.34  |
| Check                                 | 08/14/2020 | 2054 | Sonoita-Elgin Fire District          | X   | -90,000.00  | -183,136.34 |
| Check                                 | 08/14/2020 | 2053 | CopperPoint Insurance Companies      | X   | -9,168.00   | -192,304.34 |
| Check                                 | 08/14/2020 | 2052 | SENERGY Petroleum LLC                | X   | -3,995.53   | -196,299.87 |
| Check                                 | 08/20/2020 |      | Nationwide                           | X   | -356.11     | -196,655.98 |
| Check                                 | 08/20/2020 |      | Nationwide                           | X   | -354.23     | -197,010.21 |
| Check                                 | 08/31/2020 |      |                                      | X   | -58.26      | -197,068.47 |
| Total Checks and Payments             |            |      |                                      |     | -197,068.47 | -197,068.47 |
| <b>Deposits and Credits - 4 items</b> |            |      |                                      |     |             |             |
| Transfer                              | 08/04/2020 |      |                                      | X   | 1,568.62    | 1,568.62    |
| Transfer                              | 08/12/2020 |      |                                      | X   | 2,037.19    | 3,605.81    |
| Transfer                              | 08/14/2020 |      |                                      | X   | 98,000.00   | 101,605.81  |
| Transfer                              | 08/30/2020 |      |                                      | X   | 2,000.00    | 103,605.81  |
| Total Deposits and Credits            |            |      |                                      |     | 103,605.81  | 103,605.81  |
| Total Cleared Transactions            |            |      |                                      |     | -93,462.66  | -93,462.66  |
| Cleared Balance                       |            |      |                                      |     | -93,462.66  | 4,281.42    |
| <b>Uncleared Transactions</b>         |            |      |                                      |     |             |             |
| <b>Checks and Payments - 2 items</b>  |            |      |                                      |     |             |             |
| Check                                 | 07/31/2020 | 2044 | Rossbro Engineering Ltd              |     | -1,592.98   | -1,592.98   |
| Check                                 | 08/31/2020 | 2055 | Principal Life Insurance Company     |     | -809.83     | -2,402.81   |
| Total Checks and Payments             |            |      |                                      |     | -2,402.81   | -2,402.81   |
| Total Uncleared Transactions          |            |      |                                      |     | -2,402.81   | -2,402.81   |
| Register Balance as of 08/31/2020     |            |      |                                      |     | -95,865.47  | 1,878.61    |
| <b>New Transactions</b>               |            |      |                                      |     |             |             |
| <b>Checks and Payments - 12 items</b> |            |      |                                      |     |             |             |
| Check                                 | 09/01/2020 |      | Nationwide                           |     | -318.05     | -318.05     |
| Check                                 | 09/01/2020 |      | Nationwide                           |     | -316.17     | -634.22     |
| Check                                 | 09/15/2020 | 2056 | Insone Insurance Services            |     | -6,888.00   | -7,522.22   |
| Check                                 | 09/15/2020 | 2057 | Emergency Reporting                  |     | -3,570.59   | -11,092.81  |
| Check                                 | 09/15/2020 | 2060 | AERO Med Claims                      |     | -1,411.42   | -12,504.23  |
| Check                                 | 09/15/2020 | 2059 | SSVEC                                |     | -949.85     | -13,454.08  |
| Check                                 | 09/15/2020 |      | Nationwide                           |     | -341.30     | -13,795.38  |
| Check                                 | 09/15/2020 |      | Nationwide                           |     | -339.29     | -14,134.67  |
| Check                                 | 09/15/2020 | 2058 | Thunderbird Collection Specialists   |     | -321.68     | -14,456.35  |
| Check                                 | 09/15/2020 | 2062 | Sonoita-Elgin Fire District          |     | -316.22     | -14,772.57  |
| Check                                 | 09/15/2020 | 2063 | Merles Automotive Supply             |     | -213.18     | -14,985.75  |
| Check                                 | 09/15/2020 | 2061 | Airgas USA, LLC                      |     | -55.77      | -15,041.52  |
| Total Checks and Payments             |            |      |                                      |     | -15,041.52  | -15,041.52  |

UK  
9-14-20

2:04 PM  
09/14/20

**Sonoita-Elgin FD**  
**Reconciliation Detail**  
**Chase Savings, Period Ending 08/31/2020**

| Type                                 | Date       | Num | Name | Clr | Amount      | Balance     |
|--------------------------------------|------------|-----|------|-----|-------------|-------------|
| <b>Beginning Balance</b>             |            |     |      |     |             | 314,286.17  |
| <b>Cleared Transactions</b>          |            |     |      |     |             |             |
| <b>Checks and Payments - 2 items</b> |            |     |      |     |             |             |
| Transfer                             | 08/14/2020 |     |      | X   | -98,000.00  | -98,000.00  |
| Transfer                             | 08/30/2020 |     |      | X   | -2,000.00   | -100,000.00 |
| Total Checks and Payments            |            |     |      |     | -100,000.00 | -100,000.00 |
| <b>Deposits and Credits - 1 item</b> |            |     |      |     |             |             |
| Deposit                              | 08/31/2020 |     |      | X   | 10.85       | 10.85       |
| Total Deposits and Credits           |            |     |      |     | 10.85       | 10.85       |
| Total Cleared Transactions           |            |     |      |     | -99,989.15  | -99,989.15  |
| Cleared Balance                      |            |     |      |     | -99,989.15  | 214,297.02  |
| Register Balance as of 08/31/2020    |            |     |      |     | -99,989.15  | 214,297.02  |
| Ending Balance                       |            |     |      |     | -99,989.15  | 214,297.02  |

*Handwritten:* 10  
9/14/20

1:44 PM  
09/14/20

Sonoita-Elgin FD  
Reconciliation Detail  
Hughes Main Share, Period Ending 08/31/2020

| Type                              | Date | Num | Name | Clr | Amount | Balance |
|-----------------------------------|------|-----|------|-----|--------|---------|
| Beginning Balance                 |      |     |      |     |        | 57.68   |
| Cleared Balance                   |      |     |      |     |        | 57.68   |
| Register Balance as of 08/31/2020 |      |     |      |     |        | 57.68   |
| Ending Balance                    |      |     |      |     |        | 57.68   |

*WR  
9/14/20*

**Sonoita-Elgin FD**  
**Reconciliation Detail**  
**Hughes Checking, Period Ending 08/31/2020**

| Type                                   | Date       | Num      | Name                                   | Clr | Amount            | Balance           |
|--|------------|----------|--|-----|-------------------|-------------------|
| <b>Beginning Balance</b>               |            |          |  |     |                   | 61,801.01         |
| <b>Cleared Transactions</b>            |            |          |  |     |                   |                   |
| <b>Checks and Payments - 42 items</b>  |            |          |  |     |                   |                   |
| Check                                  | 02/28/2020 | 2563     | Kurt Bahti                             | X   | -427.28           | -427.28           |
| General Journal                        | 06/30/2020 | 10011... | Austin Dail                            | X   | -320.00           | -747.28           |
| General Journal                        | 07/31/2020 | 10012... | Rosalia Vitella                        | X   | -1,440.00         | -2,187.28         |
| Check                                  | 07/31/2020 | 2724     | Vicki J Rutter                         | X   | -1,250.00         | -3,437.28         |
| General Journal                        | 07/31/2020 | 10012... | Jeremy Charles-Johnson                 | X   | -1,188.69         | -4,625.97         |
| General Journal                        | 07/31/2020 | 10012... | Parker King                            | X   | -1,120.00         | -5,745.97         |
| Check                                  | 07/31/2020 | 2720     | Rita Ranch Automotive & Tire           | X   | -1,086.47         | -6,832.44         |
| General Journal                        | 07/31/2020 | 10012... | Jade Deforest                          | X   | -960.00           | -7,792.44         |
| General Journal                        | 07/31/2020 | 10012... | Anika Payton-Rodriguez                 | X   | -880.00           | -8,672.44         |
| Check                                  | 07/31/2020 | 2725     | Simpson Computer Services              | X   | -861.78           | -9,534.22         |
| General Journal                        | 07/31/2020 | 10012... | Karina Hilliard                        | X   | -800.00           | -10,334.22        |
| Check                                  | 07/31/2020 | 2726     | Principal Life Insurance Company       | X   | -773.89           | -11,108.11        |
| Check                                  | 07/31/2020 | 2728     | CenturyLink                            | X   | -434.78           | -11,542.89        |
| General Journal                        | 07/31/2020 | 10012... | Jeffrey Binder                         | X   | -320.00           | -11,862.89        |
| General Journal                        | 07/31/2020 | 10012... | Shelby R Shields                       | X   | -320.00           | -12,182.89        |
| General Journal                        | 07/31/2020 | 10012... | Brandon Sluder                         | X   | -240.00           | -12,422.89        |
| General Journal                        | 07/31/2020 | 10012... | Austin Ellison                         | X   | -160.00           | -12,582.89        |
| Check                                  | 07/31/2020 | 2723     | Health Net of AZ Refunds               | X   | -89.99            | -12,672.88        |
| General Journal                        | 07/31/2020 | 10012... | Kerri L Stewart                        | X   | -80.00            | -12,752.88        |
| General Journal                        | 07/31/2020 | 10012... | Bill Bruyn                             | X   | -80.00            | -12,832.88        |
| Check                                  | 07/31/2020 | 2719     | Colonial Life                          | X   | -72.44            | -12,905.32        |
| Check                                  | 07/31/2020 | 2729     | Verizon Wireless                       | X   | -60.06            | -12,965.38        |
| Check                                  | 07/31/2020 | 2727     | Valley Imaging Solutions               | X   | -49.17            | -13,014.55        |
| Check                                  | 08/12/2020 |          | Public Safety Personnel Retirement ... | X   | -4,143.45         | -17,158.00        |
| General Journal                        | 08/14/2020 | EFT      | Paychex DirDep/RCX                     | X   | -17,513.36        | -34,671.36        |
| General Journal                        | 08/14/2020 | EFT      | Paychex Taxpay                         | X   | -4,382.57         | -39,053.93        |
| Check                                  | 08/14/2020 | 2738     | Rita Ranch Automotive & Tire           | X   | -3,673.08         | -42,727.01        |
| Check                                  | 08/14/2020 | 2736     | Simpson Computer Services              | X   | -2,618.13         | -45,345.14        |
| Check                                  | 08/14/2020 | 2734     | AERO Med Claims                        | X   | -1,834.45         | -47,179.59        |
| General Journal                        | 08/14/2020 | 10012... | Jeremy Charles-Johnson                 | X   | -1,070.15         | -48,249.74        |
| Check                                  | 08/14/2020 | 2733     | SSVEC                                  | X   | -954.12           | -49,203.86        |
| Check                                  | 08/14/2020 | 2735     | Simpson Computer Services              | X   | -919.57           | -50,123.43        |
| General Journal                        | 08/14/2020 | EFT      | Paychex Invoice                        | X   | -150.43           | -50,273.86        |
| Check                                  | 08/14/2020 | 2731     | Voyager Fleet System                   | X   | -79.32            | -50,353.18        |
| Check                                  | 08/14/2020 | 2732     | Airgas USA, LLC                        | X   | -55.77            | -50,408.95        |
| Check                                  | 08/14/2020 | 2737     | Santa Cruz County Landfill             | X   | -37.55            | -50,446.50        |
| Check                                  | 08/18/2020 |          | Arizona State Retirement System        | X   | -1,243.66         | -51,690.16        |
| Check                                  | 08/24/2020 |          | Public Safety Personnel Retirement ... | X   | -3,695.28         | -55,385.44        |
| General Journal                        | 08/31/2020 | EFT      | Paychex DirDep/RCX                     | X   | -19,508.38        | -74,893.82        |
| General Journal                        | 08/31/2020 | EFT      | Paychex Taxpay                         | X   | -5,103.54         | -79,997.36        |
| Check                                  | 08/31/2020 |          | Arizona State Retirement System        | X   | -1,302.22         | -81,299.58        |
| General Journal                        | 08/31/2020 | EFT      | Paychex Invoice                        | X   | -183.43           | -81,483.01        |
| <b>Total Checks and Payments</b>       |            |          |  |     | <b>-81,483.01</b> | <b>-81,483.01</b> |
| <b>Deposits and Credits - 18 items</b> |            |          |  |     |                   |                   |
| Deposit                                | 07/31/2020 |          |  | X   | 373.02            | 373.02            |
| Deposit                                | 08/01/2020 |          |  | X   | 0.27              | 373.29            |
| Deposit                                | 08/05/2020 |          |  | X   | 0.40              | 373.69            |
| Deposit                                | 08/11/2020 |          |  | X   | 596.96            | 970.65            |
| Deposit                                | 08/13/2020 |          |  | X   | 850.82            | 1,821.47          |
| Deposit                                | 08/17/2020 |          |  | X   | 992.36            | 2,813.83          |
| Deposit                                | 08/18/2020 |          |  | X   | 691.94            | 3,505.77          |
| Deposit                                | 08/20/2020 |          |  | X   | 766.79            | 4,272.56          |
| Deposit                                | 08/21/2020 |          |  | X   | 711.38            | 4,983.94          |
| Deposit                                | 08/24/2020 |          |  | X   | 250.00            | 5,233.94          |
| Deposit                                | 08/24/2020 |          |  | X   | 594.09            | 5,828.03          |
| Deposit                                | 08/26/2020 |          |  | X   | 1,238.24          | 7,066.27          |
| Deposit                                | 08/26/2020 |          |  | X   | 1,372.53          | 8,438.80          |
| Deposit                                | 08/27/2020 |          |  | X   | 46.48             | 8,485.28          |
| Deposit                                | 08/27/2020 |          |  | X   | 182.35            | 8,667.63          |
| Deposit                                | 08/27/2020 |          |  | X   | 1,805.49          | 10,473.12         |

**Sonoita-Elgin FD**  
**Reconciliation Detail**  
**Hughes Checking, Period Ending 08/31/2020**

| Type                              | Date       | Num      | Name                                   | Clr | Amount     | Balance    |
|-----------------------------------|------------|----------|--|-----|------------|------------|
| Deposit                           | 08/28/2020 |          |  | X   | 577.68     | 11,050.80  |
| Transfer                          | 08/28/2020 |          |  | X   | 45,000.00  | 56,050.80  |
| Total Deposits and Credits        |            |          |  |     | 56,050.80  | 56,050.80  |
| Total Cleared Transactions        |            |          |  |     | -25,432.21 | -25,432.21 |
| Cleared Balance                   |            |          |  |     | -25,432.21 | 36,368.80  |
| Uncleared Transactions            |            |          |  |     |            |            |
| Checks and Payments - 41 items    |            |          |  |     |            |            |
| General Journal                   | 04/15/2019 | 10005... | Michael Doris                          |     | -320.00    | -320.00    |
| General Journal                   | 07/15/2019 | 0        | Benjamin Beyerle                       |     | -99.89     | -419.89    |
| General Journal                   | 07/15/2019 | 2320     | John Hisey-Long                        |     | -96.19     | -516.08    |
| Check                             | 08/29/2019 | 2399     | Lincare Holdings, Inc.                 |     | -90.00     | -606.08    |
| General Journal                   | 11/29/2019 | 10008... | Madeleine Pier                         |     | -99.90     | -705.98    |
| General Journal                   | 12/31/2019 | 10009... | Jacob Rosson                           |     | -414.41    | -1,120.39  |
| General Journal                   | 01/31/2020 | 10009... | Jacob Rosson                           |     | -233.11    | -1,353.50  |
| General Journal                   | 02/14/2020 | 0        | Aaron K Sapienza                       |     | -317.00    | -1,670.50  |
| General Journal                   | 07/15/2020 | 0        | Erik Ceron                             |     | -379.35    | -2,049.85  |
| General Journal                   | 07/15/2020 | 0        | Parker King                            |     | -300.08    | -2,349.93  |
| General Journal                   | 07/15/2020 | 0        | Jacob Rosson                           |     | -143.22    | -2,493.15  |
| General Journal                   | 07/15/2020 | 0        | Bill Bruyn                             |     | -122.76    | -2,615.91  |
| Check                             | 07/15/2020 | 2715     | Department of the Treasury             |     | -33.02     | -2,648.93  |
| General Journal                   | 07/31/2020 | 10012... | Austin Dail                            |     | -320.00    | -2,968.93  |
| Check                             | 07/31/2020 | 2722     | Aaron Carranza                         |     | -261.11    | -3,230.04  |
| Check                             | 07/31/2020 | 2721     | AZ Department of Public Safety         |     | -80.00     | -3,310.04  |
| Check                             | 07/31/2020 | 2730     | CCEMS                                  |     | -50.00     | -3,360.04  |
| General Journal                   | 08/14/2020 | 0        | Aaron Carranza                         |     | -261.11    | -3,621.15  |
| Check                             | 08/31/2020 | 2742     | EMI Health                             |     | -7,688.10  | -11,309.25 |
| Check                             | 08/31/2020 |          | Public Safety Personnel Retirement ... |     | -3,501.08  | -14,810.33 |
| General Journal                   | 08/31/2020 | 10012... | Rosalia Vitella                        |     | -1,440.00  | -16,250.33 |
| General Journal                   | 08/31/2020 | 10012... | Karina Hilliard                        |     | -1,360.00  | -17,610.33 |
| Check                             | 08/31/2020 | 2746     | Vicki J Rutter                         |     | -1,250.00  | -18,860.33 |
| General Journal                   | 08/31/2020 | 10012... | Jade Deforest                          |     | -1,200.00  | -20,060.33 |
| General Journal                   | 08/31/2020 | 10012... | Jeremy Charles-Johnson                 |     | -1,070.16  | -21,130.49 |
| General Journal                   | 08/31/2020 | 10012... | Parker King                            |     | -800.00    | -21,930.49 |
| General Journal                   | 08/31/2020 | 10012... | Shelby R Shields                       |     | -800.00    | -22,730.49 |
| Check                             | 08/31/2020 | 2747     | Verizon Wireless                       |     | -673.96    | -23,404.45 |
| Check                             | 08/31/2020 | 2745     | CenturyLink                            |     | -430.26    | -23,834.71 |
| General Journal                   | 08/31/2020 | 10012... | Austin Dail                            |     | -400.00    | -24,234.71 |
| General Journal                   | 08/31/2020 | 10012... | Austin Ellison                         |     | -320.00    | -24,554.71 |
| General Journal                   | 08/31/2020 | 10012... | Anika Payton-Rodriguez                 |     | -320.00    | -24,874.71 |
| Check                             | 08/31/2020 | 2744     | Costco                                 |     | -195.66    | -25,070.37 |
| Check                             | 08/31/2020 | 2739     | Timothy Garcia                         |     | -168.49    | -25,238.86 |
| General Journal                   | 08/31/2020 | 10012... | Bill Bruyn                             |     | -160.00    | -25,398.86 |
| Check                             | 08/31/2020 | 2740     | GreatAmerica Financial Services        |     | -127.21    | -25,526.07 |
| Check                             | 08/31/2020 | 2748     | Sonoita Valley Water Co                |     | -100.61    | -25,626.68 |
| General Journal                   | 08/31/2020 | 10012... | Shannon Dooley                         |     | -80.00     | -25,706.68 |
| General Journal                   | 08/31/2020 | 10012... | Jeffrey Binder                         |     | -80.00     | -25,786.68 |
| Check                             | 08/31/2020 | 2743     | Verizon Wireless                       |     | -60.10     | -25,846.78 |
| Check                             | 08/31/2020 | 2741     | Valley Imaging Solutions               |     | -47.62     | -25,894.40 |
| Total Checks and Payments         |            |          |  |     | -25,894.40 | -25,894.40 |
| Total Uncleared Transactions      |            |          |  |     | -25,894.40 | -25,894.40 |
| Register Balance as of 08/31/2020 |            |          |  |     | -51,326.61 | 10,474.40  |

**Sonoita-Elgin FD**  
**Reconciliation Detail**  
**Hughes Checking, Period Ending 08/31/2020**

| Type                                  | Date       | Num      | Name                            | Clr | Amount            | Balance         |
|---------------------------------------|------------|----------|---------------------------------|-----|-------------------|-----------------|
| <b>New Transactions</b>               |            |          |                                 |     |                   |                 |
| <b>Checks and Payments - 15 items</b> |            |          |                                 |     |                   |                 |
| General Journal                       | 09/15/2020 | EFT      | Paychex DirDep/RCX              |     | -21,431.89        | -21,431.89      |
| General Journal                       | 09/15/2020 | EFT      | Paychex Taxpay                  |     | -5,649.61         | -27,081.50      |
| Check                                 | 09/15/2020 | 2756     | Human Resource Strategies       |     | -4,830.00         | -31,911.50      |
| Check                                 | 09/15/2020 | 2751     | Vera Earl Ranch                 |     | -3,994.39         | -35,905.89      |
| Check                                 | 09/15/2020 | 2754     | Purcell Tire Company            |     | -2,028.75         | -37,934.64      |
| Check                                 | 09/15/2020 |          | Arizona State Retirement System |     | -1,449.24         | -39,383.88      |
| General Journal                       | 09/15/2020 | 10012... | Jeremy Charles-Johnson          |     | -1,070.15         | -40,454.03      |
| Check                                 | 09/15/2020 | 2753     | GuardianEMS Products            |     | -751.80           | -41,205.83      |
| Check                                 | 09/15/2020 | 2749     | Chase Newham                    |     | -295.61           | -41,501.44      |
| Check                                 | 09/15/2020 | 2757     | Aflac                           |     | -238.82           | -41,740.26      |
| Check                                 | 09/15/2020 | 2750     | Voyager Fleet System            |     | -172.68           | -41,912.94      |
| Check                                 | 09/15/2020 | 2752     | TransWorld Network              |     | -165.41           | -42,078.35      |
| General Journal                       | 09/15/2020 | EFT      | Paychex Invoice                 |     | -159.84           | -42,238.19      |
| Check                                 | 09/15/2020 | 2755     | ISFSI                           |     | -125.00           | -42,363.19      |
| Check                                 | 09/15/2020 | 2758     | Colonial Life                   |     | -72.44            | -42,435.63      |
| Total Checks and Payments             |            |          |                                 |     | -42,435.63        | -42,435.63      |
| <b>Deposits and Credits - 3 items</b> |            |          |                                 |     |                   |                 |
| Deposit                               | 09/01/2020 |          |                                 |     | 134.02            | 134.02          |
| Deposit                               | 09/01/2020 |          |                                 |     | 2,264.54          | 2,398.56        |
| Transfer                              | 09/11/2020 |          |                                 |     | 35,000.00         | 37,398.56       |
| Total Deposits and Credits            |            |          |                                 |     | 37,398.56         | 37,398.56       |
| Total New Transactions                |            |          |                                 |     | -5,037.07         | -5,037.07       |
| <b>Ending Balance</b>                 |            |          |                                 |     | <b>-56,363.68</b> | <b>5,437.33</b> |

1:45 PM

09/14/20

**Sonoita-Elgin FD**  
**Reconciliation Detail**  
**Hughes High Yield, Period Ending 08/31/2020**

---

| <u>Type</u>                       | <u>Date</u> | <u>Num</u> | <u>Name</u> | <u>Clr</u> | <u>Amount</u> | <u>Balance</u> |
|-----------------------------------|-------------|------------|-------------|------------|---------------|----------------|
| Beginning Balance                 |             |            |             |            |               | 2,014.88       |
| Cleared Balance                   |             |            |             |            |               | 2,014.88       |
| Register Balance as of 08/31/2020 |             |            |             |            |               | 2,014.88       |
| Ending Balance                    |             |            |             |            |               | 2,014.88       |

*Handwritten:* 08/31/20



**Sonoita-Elgin FD**  
**Reconciliation Detail**  
**Hughes Premium, Period Ending 08/31/2020**

| Type                                 | Date       | Num  | Name                        | Clr | Amount           | Balance           |
|--------------------------------------|------------|------|-----------------------------|-----|------------------|-------------------|
| <b>Beginning Balance</b>             |            |      |                             |     |                  | 156,014.87        |
| <b>Cleared Transactions</b>          |            |      |                             |     |                  |                   |
| <b>Checks and Payments - 1 item</b>  |            |      |                             |     |                  |                   |
| Transfer                             | 08/28/2020 |      |                             | X   | -45,000.00       | -45,000.00        |
| Total Checks and Payments            |            |      |                             |     | -45,000.00       | -45,000.00        |
| <b>Deposits and Credits - 1 item</b> |            |      |                             |     |                  |                   |
| Check                                | 08/14/2020 | 2054 | Sonoita-Elgin Fire District | X   | 90,000.00        | 90,000.00         |
| Total Deposits and Credits           |            |      |                             |     | 90,000.00        | 90,000.00         |
| Total Cleared Transactions           |            |      |                             |     | 45,000.00        | 45,000.00         |
| Cleared Balance                      |            |      |                             |     | 45,000.00        | 201,014.87        |
| Register Balance as of 08/31/2020    |            |      |                             |     | 45,000.00        | 201,014.87        |
| <b>New Transactions</b>              |            |      |                             |     |                  |                   |
| <b>Checks and Payments - 1 item</b>  |            |      |                             |     |                  |                   |
| Transfer                             | 09/11/2020 |      |                             |     | -35,000.00       | -35,000.00        |
| Total Checks and Payments            |            |      |                             |     | -35,000.00       | -35,000.00        |
| Total New Transactions               |            |      |                             |     | -35,000.00       | -35,000.00        |
| <b>Ending Balance</b>                |            |      |                             |     | <b>10,000.00</b> | <b>166,014.87</b> |

*ll  
09/20*

1:51 PM  
09/14/20

**Sonoita-Elgin FD**  
**Reconciliation Detail**  
**National Bank Money Market, Period Ending 08/31/2020**

| Type                                  | Date       | Num | Name | Clr | Amount           | Balance           |
|---------------------------------------|------------|-----|------|-----|------------------|-------------------|
| <b>Beginning Balance</b>              |            |     |      |     |                  | 119,683.01        |
| <b>Cleared Transactions</b>           |            |     |      |     |                  |                   |
| <b>Checks and Payments - 2 items</b>  |            |     |      |     |                  |                   |
| Check                                 | 08/12/2020 |     |      | X   | -5,909.65        | -5,909.65         |
| Check                                 | 08/31/2020 |     |      | X   | -6.00            | -5,915.65         |
| Total Checks and Payments             |            |     |      |     | -5,915.65        | -5,915.65         |
| <b>Deposits and Credits - 5 items</b> |            |     |      |     |                  |                   |
| Deposit                               | 08/04/2020 |     |      | X   | 601.28           | 601.28            |
| Deposit                               | 08/11/2020 |     |      | X   | 511.66           | 1,112.94          |
| Deposit                               | 08/14/2020 |     |      | X   | 1,106.70         | 2,219.64          |
| Deposit                               | 08/31/2020 |     |      | X   | 4.97             | 2,224.61          |
| Deposit                               | 08/31/2020 |     |      | X   | 4,849.65         | 7,074.26          |
| Total Deposits and Credits            |            |     |      |     | 7,074.26         | 7,074.26          |
| Total Cleared Transactions            |            |     |      |     | 1,158.61         | 1,158.61          |
| Cleared Balance                       |            |     |      |     | 1,158.61         | 120,841.62        |
| Register Balance as of 08/31/2020     |            |     |      |     | 1,158.61         | 120,841.62        |
| <b>New Transactions</b>               |            |     |      |     |                  |                   |
| <b>Deposits and Credits - 2 items</b> |            |     |      |     |                  |                   |
| Deposit                               | 09/04/2020 |     |      |     | 3,301.91         | 3,301.91          |
| Deposit                               | 09/04/2020 |     |      |     | 9,081.50         | 12,383.41         |
| Total Deposits and Credits            |            |     |      |     | 12,383.41        | 12,383.41         |
| Total New Transactions                |            |     |      |     | 12,383.41        | 12,383.41         |
| <b>Ending Balance</b>                 |            |     |      |     | <b>13,542.02</b> | <b>133,225.03</b> |

*ML*  
*9/14/20*



# Pima County Treasurer

## Sonoita-Elgin Fire District

ARMS # 507200, TCMS String: 500.50720.10.10000.10000  
Remittance of Revenue Collected for the Period: AUG-2020  
As of SEPT 15, 2020

RECEIVED of Beth Ford, Pima County Treasurer, check in the amount of

\$ 1,627.77

| <u>Real Estate Taxes</u> | <u>Amount</u>              |
|--------------------------|----------------------------|
| Tax Year 2007            | -                          |
| Tax Year 2020            | -                          |
| Tax Year 2019            | 1,506.48                   |
| Tax Year 2018            | 72.59                      |
| Tax Year 2017            | 1.99                       |
| Tax Year 2016            | 1.88                       |
| Tax Year 2015            | -                          |
| Tax Year 2014            | -                          |
| Tax Year 2013            | -                          |
| Tax Year 2012            | -                          |
| Tax Year 2011            | -                          |
| Tax Year 2010            | -                          |
| Tax Year 2009            | -                          |
| Tax Year 2008            | -                          |
|                          | <hr/>                      |
|                          | Subtotal Real Estate Taxes |
|                          | <u>1,582.94</u>            |

| <u>Personal Property Taxes Collected</u> | <u>Amount</u>                              |
|--|--|
| Tax Year 2007                            | -  |
| Tax Year 2020                            | -  |
| Tax Year 2019                            | -  |
| Tax Year 2018                            | -  |
| Tax Year 2017                            | -  |
| Tax Year 2016                            | -  |
| Tax Year 2015                            | -  |
| Tax Year 2014                            | -  |
| Tax Year 2013                            | -  |
| Tax Year 2012                            | -  |
| Tax Year 2011                            | -  |
| Tax Year 2010                            | -  |
| Tax Year 2009                            | -  |
| Tax Year 2008                            | -  |
|  | <hr/>                                      |
|  | Subtotal Personal Property Taxes Collected |
|  | <u>-</u>                                   |

Sonoita-Elgin Fire District

ARMS # 507200, TCMS String: 500.50720.10.10000.10000  
 Remittance of Revenue Collected for the Period: AUG-2020  
 As of SEPT 15, 2020

RECEIVED of Beth Ford, Pima County Treasurer, check in the amount of

\$ 1,627.77

| <u>In-Lieu Taxes Collected</u>    | <u>Amount</u>          |
|-----------------------------------|------------------------|
| Tax Year 2007                     | -                      |
| Tax Year 2014                     | -                      |
| Tax Year 2013                     | -                      |
| Tax Year 2012                     | -                      |
| Tax Year 2011                     | -                      |
| Tax Year 2010                     | -                      |
| Tax Year 2010                     | -                      |
| Tax Year 2009                     | -                      |
| Tax Year 2009                     | -                      |
| Tax Year 2008                     | -                      |
| Interest Allocation               | -                      |
| Subtotal In-Lieu Taxes Collected  | <u>-</u>               |
|                                   |                        |
| <u>Fire District Assistance</u>   | <u>Amount</u>          |
| Tax Year 2007                     | -                      |
| Tax Year 2020                     | 0.32                   |
| Tax Year 2019                     | 40.53                  |
| Tax Year 2018                     | 1.54                   |
| Tax Year 2017                     | (0.04)                 |
| Tax Year 2016                     | 0.30                   |
| Tax Year 2015                     | 0.07                   |
| Tax Year 2014                     | 0.04                   |
| Tax Year 2013                     | 0.03                   |
| Tax Year 2012                     | 0.01                   |
| Tax Year 2011                     | 0.01                   |
| Tax Year 2010                     | 0.01                   |
| Tax Year 2009                     | 0.01                   |
| Tax Year 2008                     | 0.01                   |
| Subtotal Fire District Assistance | <u>42.84</u>           |
|                                   |                        |
| <u>Investment Income</u>          | <u>Amount</u>          |
| Interest Allocation               | 1.99                   |
| Subtotal Investment Income        | <u>1.99</u>            |
| Grand Total                       | <u><u>1,627.77</u></u> |

| A  | B                                  | C | D      | E        | F         | G        | H        | I        | J        | K        | L        | M        | N        | O        | P        |
|----|------------------------------------|---|--------|----------|-----------|----------|----------|----------|----------|----------|----------|----------|----------|----------|----------|
|    |                                    |   | Actual | Forecast | Forecast  | Forecast | Forecast | Forecast | Forecast | Forecast | Forecast | Forecast | Forecast | Forecast | Forecast |
|    |                                    |   | July   | August   | September | October  | November | December | January  | February | March    | April    | May      | June     |          |
|    |                                    |   | 2020   | 2020     | 2020      | 2020     | 2020     | 2020     | 2021     | 2021     | 2021     | 2021     | 2021     | 2021     | Total    |
| 1  | Sonoita-Elgin Fire District        |   |        |          |           |          |          |          |          |          |          |          |          |          |          |
| 2  | Cash Flow Forecast                 |   |        |          |           |          |          |          |          |          |          |          |          |          |          |
| 3  | July 1, 2020 through June 30, 2021 |   |        |          |           |          |          |          |          |          |          |          |          |          |          |
| 4  | Budget                             |   |        |          |           |          |          |          |          |          |          |          |          |          |          |
| 5  | 2020-2021                          |   |        |          |           |          |          |          |          |          |          |          |          |          |          |
| 7  | Budgeted Revenues                  |   |        |          |           |          |          |          |          |          |          |          |          |          |          |
| 8  | Fire District Tax                  |   |        |          |           |          |          |          |          |          |          |          |          |          |          |
| 9  | Santa Cruz County                  |   | 1,568  | 2,950    | 2,342     | 200,469  | 266,575  | 100,526  | 48,053   | 28,463   | 19,198   | 179,485  | 58,400   | 29,733   | 937,762  |
| 10 | Pima County                        |   | 1,861  | 1,583    | 15,301    | 45,179   | 6,249    | 5,049    | 2,625    | 4,990    | 6,537    | 23,441   | 8,949    | 2,281    | 124,044  |
| 12 | Fire District Assistance Tax       |   |        |          |           |          |          |          |          |          |          |          |          |          |          |
| 13 | Santa Cruz County                  |   |        |          |           |          | 25,428   |          |          |          |          |          |          |          | 50,856   |
| 14 | Pima County                        |   | 171    | 43       | 2,213     | 9,895    | 1,143    | 1,141    | 425      | 888      | 1,291    | 6,281    | 969      | 349      | 24,808   |
| 15 | Fire Suppression Income            |   | 35,000 |          |           |          |          |          |          |          |          |          |          |          | 35,000   |
| 16 | EMS Support                        |   | 2,200  |          |           |          |          |          |          |          |          |          |          |          | 2,200    |
| 17 | Ambulance Revenues                 |   | 18,040 | 17,747   | 22,565    | 27,908   | 14,000   | 22,149   | 20,198   | 23,346   | 28,783   | 38,128   | 15,983   | 21,154   | 270,000  |
| 18 | PPE Purchase                       |   | 9,254  |          |           |          |          |          |          |          |          |          |          | 9,254    | 9,254    |
| 19 | Interest Income                    |   | 800    | 18       | 67        | 67       | 67       | 67       | 67       | 67       | 67       | 67       | 67       | 67       | 967      |
| 20 | Rental Income                      |   | 400    | 30       | 30        | 40       | 40       | 70       | 40       | 20       |          |          |          | 200      | 400      |
| 21 | Prior Year Carryforward            |   | 38,136 |          |           |          |          |          |          |          |          |          |          |          | 38,136   |
| 22 |                                    |   |        |          |           |          |          |          |          |          |          |          |          |          |          |
| 23 | Total Budgeted Revenues            |   | 56,919 | 22,340   | 42,518    | 283,558  | 288,034  | 154,430  | 71,408   | 57,773   | 55,876   | 247,402  | 84,369   | 128,802  | #####    |
| 24 |                                    |   |        |          |           |          |          |          |          |          |          |          |          |          |          |
| 25 | Budgeted Operating Expenses        |   |        |          |           |          |          |          |          |          |          |          |          |          |          |
| 26 | Salaries                           |   | 48,392 | 38,038   | 52,500    | 52,500   | 52,500   | 52,500   | 52,500   | 52,500   | 52,500   | 52,500   | 52,500   | 52,395   | 611,325  |
| 27 | Sick Pay                           |   | 9,400  | 633      | 855       | 855      | 855      | 855      | 855      | 855      | 855      | 855      | 855      | 1,072    | 9,400    |
| 28 | Vacation/Holiday                   |   | 45,000 | 7,284    | 6,010     | 3,429    | 3,429    | 3,429    | 3,429    | 3,429    | 3,429    | 3,429    | 3,429    | 845      | 45,000   |
| 29 | Transport Stipend                  |   | 78,400 | 5,995    | 5,208     | 6,582    | 6,582    | 6,582    | 6,582    | 6,582    | 6,582    | 6,582    | 6,582    | 7,958    | 78,400   |
| 30 | Payroll Taxes                      |   | 30,000 | 2,352    | 1,652     | 2,750    | 3,187    | 3,287    | 3,514    | 2,311    | 2,278    | 1,562    | 1,916    | 1,864    | 30,000   |
| 31 | PSPRS                              |   | 75,000 | 982      | 9,603     | 2,101    | 4,887    | 11,169   | 6,141    | 2,178    | 6,144    | 6,755    | 6,390    | 12,593   | 75,000   |
| 32 | ASRS                               |   | 15,500 | 1,321    | 1,273     | 1,330    | 1,448    | 1,341    | 1,329    | 1,217    | 1,320    | 1,266    | 1,280    | 1,088    | 15,500   |
| 33 | Employee Health Insurance          |   | 71,400 | 5,838    | 6,044     | 5,960    | 5,960    | 5,960    | 5,960    | 5,960    | 5,960    | 5,960    | 5,960    | 5,877    | 71,400   |
| 34 | Physicals                          |   | 8,800  |          |           |          |          |          |          |          |          |          |          | 8,800    | 8,800    |
| 35 | Workman's Compensation             |   | 34,600 | 9,168    | 160       |          |          |          | 6,443    | 9,262    |          |          | 9,567    |          | 34,600   |
| 36 | Clothing Allowance                 |   | 8,400  | 457      | 168       | 798      | 191      | 36       | 247      | 3,085    | 8        | 75       | 227      | 3,072    | 8,400    |
| 37 | Training                           |   | 25,217 | 170      | 2,443     | 4,644    | 162      | 3,741    | 3,708    | 1,659    | 1,003    | 1,930    | 648      | 1,451    | 25,217   |
| 38 | EMS Consumables                    |   | 15,000 | 495      | 56        | 697      | 167      | 2,148    | 1,111    | 1,446    | 602      | 3,866    | 1,755    | 1,497    | 15,000   |
| 39 | Maintenance Plans                  |   | 4,500  |          |           |          |          |          |          |          |          |          |          | 4,500    | 4,500    |
| 40 | Oral Hydration Fluids              |   | 1,200  |          |           |          |          |          |          |          |          |          |          | 1,200    | 1,200    |
| 41 | Fire Prevention Education          |   | 1,000  |          |           |          |          |          |          |          |          |          |          | 419      | 1,000    |
| 42 | Office Expense & Postage           |   | 10,000 | 73       | 73        | 276      | 504      | 487      | 706      | 1,356    | 236      | 134      | 951      | 3,465    | 10,000   |
| 43 | Recruitment & Retention            |   | 11,000 | (45)     | 2,509     | 968      | 918      | 3,384    | 132      | 1,227    | 599      | 178      | 410      | 722      | 11,000   |
| 44 | Payroll Preparation                |   | 4,500  | 350      | 334       | 225      | 361      | 308      | 750      | 281      | 341      | 278      | 285      | 616      | 4,500    |
| 45 | Ambulance Billing                  |   | 21,600 | 3,429    | 1,834     | 2,187    | 650      | 1,200    | 1,714    | 1,593    | 2,089    | 2,112    | 2,607    | 1,007    | 21,600   |
| 46 | Equipment Rental                   |   | 1,800  | 127      | 127       | 127      | 127      | 127      | 127      | 127      | 127      | 127      | 127      | 402      | 1,800    |
| 47 | Internet Provider                  |   | 3,300  | 81       | 218       | 299      | 299      | 299      | 299      | 299      | 218      | 393      | 300      | 295      | 3,300    |
| 48 | Bank Charges                       |   | 800    | 57       | 64        | 122      | 200      | 41       | 37       | 5        | 44       | 59       | 55       | 74       | 800      |

| A  | B                                  | C         | D         | E           | F              | G            | H             | I             | J            | K             | L          | M          | N        | O         | P        |
|----|------------------------------------|-----------|-----------|-------------|----------------|--------------|---------------|---------------|--------------|---------------|------------|------------|----------|-----------|----------|
| 1  | Sonoita-Elgin Fire District        |           |           |             |                |              |               |               |              |               |            |            |          |           |          |
| 2  | Cash Flow Forecast                 |           |           |             |                |              |               |               |              |               |            |            |          |           |          |
| 3  | July 1, 2020 through June 30, 2021 |           |           |             |                |              |               |               |              |               |            |            |          |           |          |
| 4  |                                    |           |           |             |                |              |               |               |              |               |            |            |          |           |          |
| 5  |                                    | Budget    | Actual    | Actual      | Forecast       | Forecast     | Forecast      | Forecast      | Forecast     | Forecast      | Forecast   | Forecast   | Forecast | Forecast  | Forecast |
| 6  |                                    | 2020-2021 | July 2020 | August 2020 | September 2020 | October 2020 | November 2020 | December 2020 | January 2021 | February 2021 | March 2021 | April 2021 | May 2021 | June 2021 | Total    |
| 7  |                                    |           |           |             |                |              |               |               |              |               |            |            |          |           |          |
| 49 | Background Checks                  | 1,200     | 80        |             | 20             |              | 80            | 60            |              |               |            | 180        | 100      | 680       | 1,200    |
| 50 | Legal Fees                         | 7,800     |           |             |                |              |               |               |              |               |            |            |          | 7,800     | 7,800    |
| 51 | Accounting Fees                    | 8,500     |           |             |                |              |               | 6,000         | 2,500        |               |            |            |          |           | 8,500    |
| 52 | Bookkeeper                         | 15,000    | 1,250     | 1,250       | 1,250          | 1,250        | 1,250         | 1,250         | 1,250        | 1,250         | 1,250      | 1,250      | 1,250    | 1,250     | 15,000   |
| 53 | Telephone                          | 14,000    | 1,069     | 1,164       | 1,000          | 1,000        | 1,000         | 1,000         | 1,000        | 2,302         | 1,180      | 1,035      | 1,058    | 1,192     | 14,000   |
| 54 | Batteries & Repair                 | 3,000     |           |             |                |              |               |               |              |               |            |            |          | 3,000     | 3,000    |
| 55 | Computer & IT Support              | 4,000     | 862       | 3,538       | 250            | 250          | 250           | 250           | 250          | 250           | 250        | 250        | 250      | 250       | 6,899    |
| 56 | Streetwise & Vera Earl Tower       | 5,100     |           |             |                |              |               |               |              |               |            |            |          | 5,100     | 5,100    |
| 57 | Utilities                          | 17,000    | 1,155     | 1,055       | 1,440          | 1,440        | 1,440         | 1,440         | 1,440        | 1,440         | 1,440      | 1,440      | 1,440    | 1,830     | 17,000   |
| 58 | Insurance                          | 30,000    |           |             | 7,047          |              | 7,047         |               |              | 7,042         |            |            | 8,864    |           | 30,000   |
| 59 | Fuel                               | 26,000    |           | 4,075       | 209            | 5,096        | 3,827         |               | 488          | 5,713         | 97         | 185        | 3,536    | 2,774     | 26,000   |
| 60 | Building Grounds & Pests           | 9,000     | 534       | 38          | 1,237          | 213          | 349           | 230           | 1,032        | 123           | 103        | 552        | 899      | 3,691     | 9,000    |
| 61 | Vehicle Maintenance                | 36,500    | 3,041     | 3,673       | 3,042          | 3,042        | 3,042         | 3,042         | 3,042        | 3,042         | 3,042      | 3,042      | 3,042    | 2,408     | 36,500   |
| 62 | Equipment Replacement              | 10,000    |           |             | 918            |              | 741           | 741           | 326          |               | 1,844      | 110        |          | 5,320     | 10,000   |
| 63 | Station & Fire Supplies            | 10,000    | 3,056     | 742         | 631            | 631          | 631           | 631           | 631          | 631           | 631        | 631        | 631      | 524       | 10,000   |
| 64 | Suppression Foam                   | 3,600     |           |             |                |              |               |               |              |               |            |            |          | 3,600     | 3,600    |
| 65 | Interest Expense - LOC             | 500       |           |             |                |              |               |               |              |               |            |            |          | 500       | 500      |
| 66 | Computer/Radio                     | 4,000     |           | 162         |                |              |               |               |              |               |            |            |          | 3,838     | 4,000    |
| 67 | Financial Stability Reserve        | 52,313    |           |             |                |              |               |               |              |               |            |            |          | 52,313    | 52,313   |
| 68 | Communication to Residents         | 500       | 235       |             |                |              |               |               |              |               |            |            |          | 265       | 500      |
| 69 | Dues & Subscriptions               | 4,000     | 746       | 196         | 150            | 342          | 730           | 214           | 159          | 765           | 230        |            | 321      | 148       | 4,000    |
| 70 | PPE Purchase                       | 9,254     |           |             |                |              |               |               |              |               |            |            |          | 9,254     | 9,254    |
| 71 | Miscellaneous                      |           |           | (241)       |                |              |               |               |              |               |            |            |          |           | (241)    |
| 72 | Capital Reserve Funds              |           |           |             |                |              |               |               |              |               |            |            |          |           |          |
| 73 | Apparatus P&I                      | 80,992    | 80,973    |             |                |              |               |               |              |               |            |            |          |           | 80,973   |
| 74 | Ambulance P&I                      | 23,297    |           |             | 23,297         |              |               |               |              |               |            |            |          |           | 23,297   |
| 75 | PPE                                | 6,500     |           |             |                |              |               |               |              |               |            |            |          | 6,500     | 6,500    |
| 76 | SCBA's                             | 9,000     |           |             |                |              |               |               |              |               |            |            |          | 9,000     | 9,000    |
| 77 | Other Equipment                    |           |           |             |                |              |               |               |              |               |            |            |          |           | 0        |
| 78 | Total Budgeted Expenses            | 1,493,260 | 170,939   | 101,108     | 103,203        | 119,307      | 109,768       | 110,657       | 107,670      | 117,967       | 94,400     | 96,735     | 117,235  | 232,449   | #####    |
| 79 |                                    |           |           |             |                |              |               |               |              |               |            |            |          |           |          |
| 80 | Net Budgeted Revenues/Expenses     |           | (114,020) | (78,767)    | (60,685)       | 164,251      | 178,255       | 43,773        | (36,262)     | (60,194)      | (38,525)   | 150,667    | (32,866) | (103,647) | 11,991   |
| 81 |                                    |           |           |             |                |              |               |               |              |               |            |            |          |           |          |

| A   | B                                  | C         | D         | E        | F         | G        | H        | I        | J        | K        | L        | M        | N        | O         | P       |
|-----|------------------------------------|-----------|-----------|----------|-----------|----------|----------|----------|----------|----------|----------|----------|----------|-----------|---------|
|     |                                    |           | Actual    | Actual   | Forecast  | Forecast | Forecast | Forecast | Forecast | Forecast | Forecast | Forecast | Forecast | Forecast  |         |
|     |                                    |           | July      | August   | September | October  | November | December | January  | February | March    | April    | May      | June      |         |
|     |                                    |           | 2020      | 2020     | 2020      | 2020     | 2020     | 2020     | 2021     | 2021     | 2021     | 2021     | 2021     | 2021      | Total   |
| 1   | Sonoita-Elgin Fire District        |           |           |          |           |          |          |          |          |          |          |          |          |           |         |
| 2   | Cash Flow Forecast                 |           |           |          |           |          |          |          |          |          |          |          |          |           |         |
| 3   | July 1, 2020 through June 30, 2021 |           |           |          |           |          |          |          |          |          |          |          |          |           |         |
| 4   |                                    | Budget    |           |          |           |          |          |          |          |          |          |          |          |           |         |
| 5   |                                    | 2020-2021 |           |          |           |          |          |          |          |          |          |          |          |           |         |
| 6   |                                    |           |           |          |           |          |          |          |          |          |          |          |          |           |         |
| 7   |                                    |           |           |          |           |          |          |          |          |          |          |          |          |           |         |
| 82  |                                    |           |           |          |           |          |          |          |          |          |          |          |          |           |         |
| 83  | Other Financing Sources            |           |           |          |           |          |          |          |          |          |          |          |          |           |         |
| 84  | Unbudgeted Revenue                 |           |           |          |           |          |          |          |          |          |          |          |          |           |         |
| 85  | Palominas Fire District            |           | 2,915     |          |           |          |          |          |          |          |          |          |          |           | 2,915   |
| 86  | Fire Suppression Excess            |           | 15,120    |          |           |          |          |          |          |          |          |          |          |           | 15,120  |
| 87  | Safer Grant 2016                   |           |           |          |           |          |          |          |          |          |          |          |          |           | 0       |
| 88  | Apparatus Sales                    |           |           |          |           |          |          |          |          |          |          |          |          |           | 0       |
| 89  | Miscellaneous Income               |           |           |          |           |          |          |          |          |          |          |          |          |           | 0       |
| 90  | Donations                          |           | 100       |          |           |          |          |          |          |          |          |          |          |           | 100     |
| 91  | Total Unbudgeted Revenue           |           | 18,135    | 0        | 0         | 0        | 0        | 0        | 0        | 0        | 0        | 0        | 0        | 0         | 18,135  |
| 92  |                                    |           |           |          |           |          |          |          |          |          |          |          |          |           |         |
| 93  | Unbudgeted Expenses                |           |           |          |           |          |          |          |          |          |          |          |          |           |         |
| 94  | Palominas FD - Chief's Salary      |           | 4,333     | 4,333    |           |          |          |          |          |          |          |          |          |           | 8,667   |
| 95  | Wildland Labor                     |           | 1,819     |          |           |          |          |          |          |          |          |          |          |           | 1,819   |
| 96  | Wildland Expenses                  |           |           |          |           |          |          |          |          |          |          |          |          |           | 0       |
| 97  | Safer 2016 Expenses                |           | 7,520     | 7,040    |           |          |          |          |          |          |          |          |          |           | 14,560  |
| 98  | Total Unbudgeted Expenses          |           | 13,672    | 11,373   |           |          |          |          |          |          |          |          |          |           | 25,045  |
| 99  |                                    |           |           |          |           |          |          |          |          |          |          |          |          |           |         |
| 100 | Net Unbudgeted Revenue & Expenses  |           | 4,462     | (11,373) | 0         | 0        | 0        | 0        | 0        | 0        | 0        | 0        | 0        | 0         | (6,911) |
| 101 |                                    |           |           |          |           |          |          |          |          |          |          |          |          |           |         |
| 102 | Net Overall Income (Loss)          | 0         | (109,557) | (90,141) | (60,685)  | 164,251  | 178,265  | 43,773   | (36,262) | (60,194) | (38,525) | 150,667  | (32,866) | (103,647) | 5,079   |
| 103 |                                    |           |           |          |           |          |          |          |          |          |          |          |          |           |         |
| 104 | Cash on Hand                       | 761,763   | 645,997   | 555,857  |           |          |          |          |          |          |          |          |          |           |         |
| 105 |                                    |           |           |          |           |          |          |          |          |          |          |          |          |           |         |
| 106 |                                    |           |           |          |           |          |          |          |          |          |          |          |          |           |         |
| 107 |                                    |           |           |          |           |          |          |          |          |          |          |          |          |           |         |
| 108 |                                    |           |           |          |           |          |          |          |          |          |          |          |          |           |         |
| 109 |                                    |           |           |          |           |          |          |          |          |          |          |          |          |           |         |
| 110 |                                    |           |           |          |           |          |          |          |          |          |          |          |          |           |         |

The Cash on Hand at August 31, 2020 was \$55,857. The Net Overall Income is projected to be \$5079 at fiscal year end. Since both balances are positive so there is not potentially an adverse impact on operations or liquidity of the district to report to the county Board of Supervisors.

Cash on Hand at June 30, 2021 is projected to be approximately \$760,000.



August 13, 2020

Fire Chief Joseph M. DeWolf  
Sonoita-Elgin Fire District  
PO Box 322  
Sonoita, AZ 85637

Dear Chief DeWolf,

The International Association of Fire Chief's (IAFC) Ready Set Go! (RSG) Program is pleased to award Sonoita-Elgin Fire District this year's Ready Set Go! Program Award for Excellence. These awards recognize the exceptional efforts and achievements of fire organizations and individual fire service members associated with implementing the fire-adapted concept and maintaining a successful RSG! Program in their community. The outstanding efforts by fire departments and state level agencies through the RSG! Program to create wildfire readiness within their communities, supporting mitigation efforts and improving the dialogue on wildland fire preparedness between emergency service or community organizations and the residents they serve is vital to creating behavioral change.

We greatly appreciate all that you have done to incorporate the RSG! Program in your pre-fire mitigation or preparedness outreach. As an RSG Champion, you have helped your community become actively engaged in the wildland fire solution.


While we are disappointed we will not be able to present your award in-person as originally planned, we are excited to recognize your achievements during the IAFC's Virtual Wildland Urban Interface Conference in November.

Sincerely,


Jennifer Dietz  
Program Manager  
IAFC Wildland Fire Programs

*IAFC's Wildland Fire Programs are funded in cooperation with the USDA Forest Service. In accordance with Federal law and U.S. Department of Agriculture policy, this institution is prohibited from discriminating on the basis of race, color, national origin, sex, age, or disability. (Not all prohibited bases apply to all programs). To file a complaint alleging discrimination, write USDA, Director, Office of Civil Rights, 1400 Independence Avenue, SW, Washington DC 20250-9410 or call toll free voice (866) 632-9992, TDD (800)877-8339, or voice relay (866) 377-8642. USDA is an equal opportunity provider and employer.*





# SONOITA-ELGIN FIRE DISTRICT





“PROUD PAST STRONG FUTURE”

Budget Adopted June 30, 2020; submitted to Pima and Santa Cruz Counties by the Board of Directors of the Sonoita-Elgin Fire District:

Pursuant to ARS 48-805.02, the undersigned Certify...

- A. That the district has not incurred any debt or liability in excess of taxes levied and to be collected and the money actually available and unencumbered at the time in this time in the district general fund, except for those liabilities as prescribed in section 48-805, subsection B, paragraph 2 and sections 48-806 and 48-807;
- B. That the district complies with subsection F of this ARS 48-805.02.
- C. Proposed budget was presented and adopted on June 30, 2020 by unanimous vote of the Board of Directors of the Sonoita-Elgin Fire District.

  
 Chris Johnson  
 Board Chair


  
 Reba Webber  
 Board Clerk

Date signed 9-28-2020

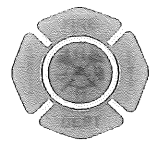
ARS: 48-805.02

- D. Every budget adopted by a fire district shall include the following:*
- 1. A certification by the chairman and clerk of the district board as to both of the following:*
    - (a) That the district has not incurred any debt or liability in excess of taxes levied and to be collected and the money actually available and unencumbered at that time in the district general fund, except for those liabilities as prescribed in section 48-805, subsection B, paragraph 2 and sections 48-806 and 48-807.*
    - (b) That the district complies with subsection F of this section.*

**Address:** 3173 Highway 83. P.O. Box 322 Sonoita, AZ 85637  
**Phone:** (520) 455-5854 **Fax:** (520) 455-5361  
**Website:** [www.sefd911.org](http://www.sefd911.org)  
**Fire Chief Joseph M. DeWolf**



# SONOITA-ELGIN FIRE DISTRICT



*“PROUD PAST STRONG FUTURE”*

---

*2. For each of the items listed in the budget summary approved pursuant to subsection A of this section, the district shall estimate the revenue or expense for the next two fiscal years. Estimates shall be based on the average increase or decrease of the item for the previous two fiscal years unless more certain information is available to the district. Estimates shall include any applicable levy or rate limitations.*

*3. If a district's total estimate of expenses exceeds its total estimate of revenues for any fiscal year, the district shall undertake a study of merger, consolidation or joint operating alternatives. The study required by this paragraph shall be presented to the fire district board in a special public meeting called for the sole purpose of evaluating the study. The study shall include an identification of districts available for merger, consolidation or joint operations, an analysis of the level of service and cost of service that may be provided to the residents of a merged, consolidated or jointly operated district as compared to the level and cost of service to the residents of the districts without any merger, consolidation or joint operations.*

*F. When a fire district has adopted a budget and the board of supervisors has levied a fire district tax as provided in subsection C of this section and the district has insufficient monies in its general fund with the county treasurer to operate the district, the chairman of the fire district board of directors, on or after August 1 of each year, may draw warrants, substitute checks or electronic funds transfers for the purposes prescribed in section 48-805 on the county treasurer, payable on November 1 of that year or on April 1 of the succeeding year. The aggregate amounts of the warrants, substitute checks or electronic funds transfers may not exceed ninety percent of the taxes levied by the county for the district's current fiscal year. If the treasurer cannot pay a warrant, substitute check or electronic funds transfer for lack of monies in the fire district general fund, the warrant or substitute check shall be endorsed and registered, or the electronic funds transfer shall be recorded, and the warrant, substitute check or electronic funds transfer shall bear interest and be redeemed as provided by law for county warrants, substitute checks or electronic funds transfers, except that the warrants, substitute checks or electronic funds transfers are payable only from the fire district general fund.*

---

**Address:** 3173 Highway 83. P.O. Box 322 Sonoita, AZ 85637

**Phone:** (520) 455-5854 **Fax:** (520) 455-5361

**Website:** [www.sefd911.org](http://www.sefd911.org)

**Fire Chief Joseph M. DeWolf**